

B6 11-14 Seats Minibus



Get comfortable with easy way



KINGSTAR VEHICLE CO., LTD.
<http://www.kingstar.com.cn>

Exterior & Interior

B6 11-14 seats minibuses were developed on the basis of high-quality chassis and body technology in the past 9 years. Compared with other similar competitors the minibuses are with more reliable chassis and comfortable seating, more options and competitive prices.



2011 new face model shown



Rear luxury lamps (optional)



Standard face



New face



Outside mirrors with blinkers lamp (optional)



Exterior & Interior



Combination meter



Power windows switches



A/C switchers & CD player




Rear A/C



Side rear A/C extended vents
(Optional)



Standard seats



Bench seats (optional)

EXTERIOR - Cargo

B6 cargo vans were developed on the basis of minibuses.

The Cargo vans are suitable for the use of daily transportation inside city.



Cargo loading area

SPECIFICATIONS - Bus							
Engine equipped							
Model	490Q-ME	6490XBD1	6490XBD2	6490XBD3	6520XBD1	6520XBD2	6520XBD3
	4JB1	6490XBT1	6490XBT2	6490XBT3	6520XBT1	6520XBT1	6520XBT3
Wheel base type		Short			Long		
Roof type		Standard	Semi-high	High	Standard	Semi-high	High
DIMENSION & WEIGH							
Overall dimension (mm)	Length	4960			5260		
	Width	1700					
	Height	1970	2066	2260	1970	2066	2260
Wheel base	(mm)	2590			2890		
Tread, front/ rear	(mm)	1450/1430					
Min. ground clearance	(mm)	165					
Curb vehicle weight	(kg)	1700	1730	1760	1785	1885	1985
Gross vehicle weight	(kg)	2700	2700	2700	2910	2910	2910
Seating capacity	(persons)	9-11			14-15		
Fuel tank capacity	(L)	70					
Tires		205/70R14					
ENGINE (for all model)							
Model		491Q-ME			4JB1		
Fuel type		Gasoline			Diesel		
Type		4-cylinder, EFI, gasoline			4-cylinder, direct injection, diesel (ISUZU 4JB1 technology)		
Piston displacement	(cc)	2237			2771		
Compression ratio		8.8:1			17.4:1		
Max. Power	(hp/rpm)	103/4600			78/3600		
Max. torque	(N.m/rpm)	193/2000			174/2000		
Fuel consumption	(L/100km)	9.8			-		
Emission		Euro II			Euro I		
SYSTEM							
Steering system		Circulating-ball-type					
Suspension	Front	Independent suspension by double beams with torsion bar spring					
	Rear	Leaf springs					
Braking system		Hydraulic braking system with vacuum booster Front: disc type Rear: drum type					
Clutch type		Single plate, dry type diaphragm spring with tensional vibration damper					
Gearbox		5 speed manual					
Max. gradability	(%)	30					

FEATURES			
		Bus	
A/C & Audio	AM/FM stereo cassette player	■	
	AM/FM stereo CD Player with 4 speakers	□	
	AM/FM stereo CD Player with 3 speakers	□	
	Front heater	■	
	Front A/C	□	
	Rear A/C	□	
	Side extended rear A/C vents	□	
Exterior	Metallic paint	□	
	Two-tone exterior color (metallic paint)	□	
	Steel wheels	■	
	195R15 tires	■	
	Aluminum wheels	□	
	Body side molding	□	
	Central controlling door lock	□	
	Rear washer, wiper & mirror (see price list for details)	□	
	New front face	□	
	Rear luxury lamps	□	
	Manual outside mirrors	■	
	Manual outside mirrors with blinkers lump	□	
	Power outside mirrors with blinkers lump	□	
Interior	Plastic-type flooring with wooden base	■	
	Grey inner trimming color	■	
	Wooden-grain-trim interior trim	□	
Safety	Sensible loading proportioning valve of brake system	■	
	Backup radar	□	
	Rear high-mount stop lamp	■	
Mechanical	Power steering	□	
	Tilt steering wheel	■	
	Power front windows	□	

Note: ■ = Standard □ = Optional

Color



White




Shinning silver



Black




Lemon yellow



Pearl red



Gemstone blue



Green

Note: The colors shown are approximate and may slightly differ from the actual colors.

Engine



491Q-ME

2237 cc EFI gasoline
193N.m/2200rpm
103hp/4600rpm
TOYOTA 4Y technology



4JB1

2771 cc diesel
78hp/3600rpm,
174N.m/2000rpm
ISUZU 4JB1 technology